

Math 3202

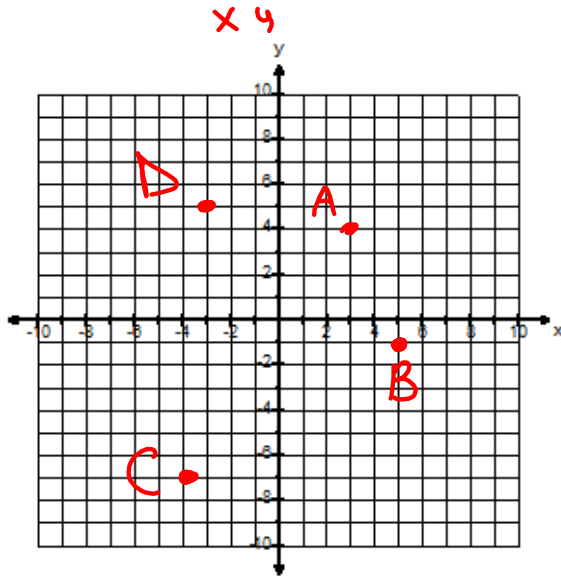
Unit 3

Section 3.1 Notes

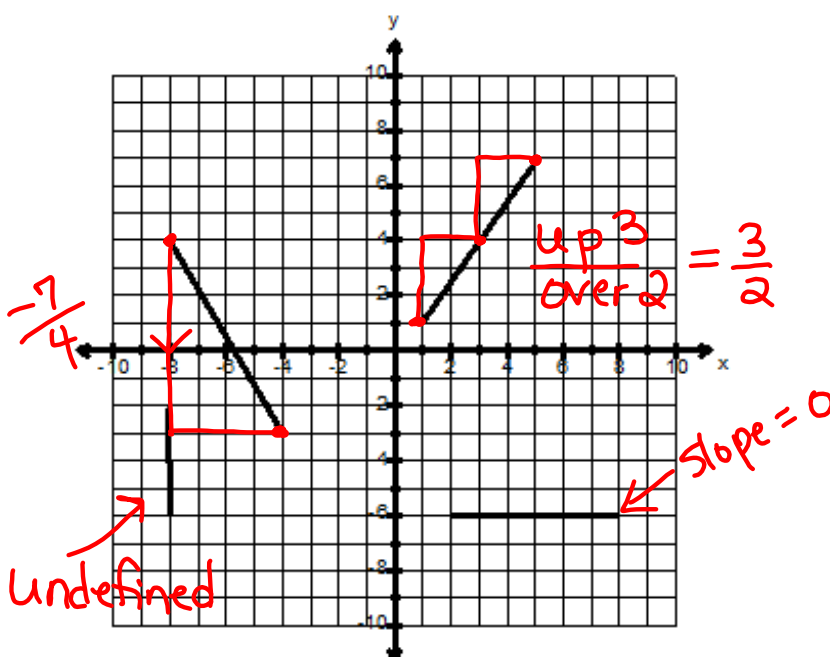
Review of plotting Points

Plot the following points on the grid provided.

A(3,4), B(5,-1), C(-4,-7), D(-3,5)



Calculate the Slope of each Line

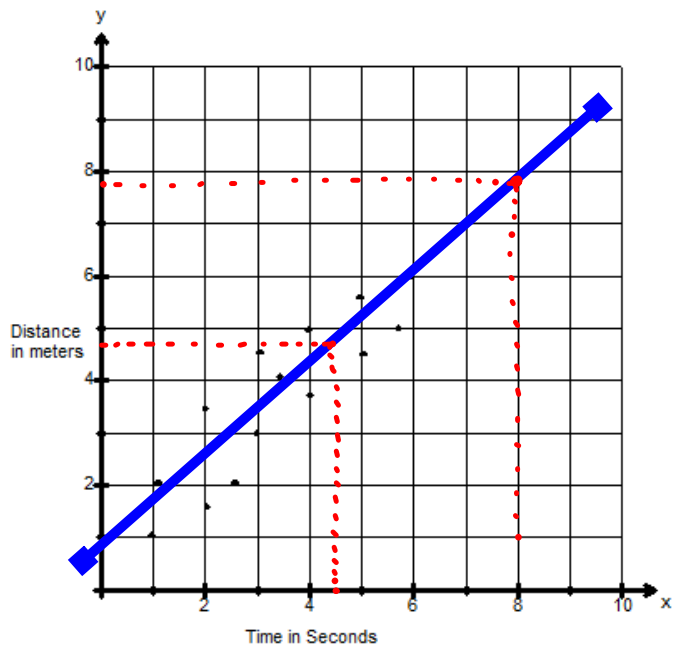


Slope =  $\frac{\text{rise}}{\text{run}}$

## Extrapolate and Interpolate

Extrapolate: Estimating outside of the data given.

Interpolate: Estimating inside of the data given.



- (a) Extrapolate to predict the distance when the time is 8 seconds.

7.8 m

- (b) Interpolate to predict the distance when the time is 4.5 seconds.

4.7 m